

## Pallet Fork 2 og 3 Tons TIPG Telescopic bar for insulation

The TIPG models are mounted with a telescope providing extra clearance height of 2700 mm, making it perfect for handling insulation pallets and other high pallets with a weight of max. 530kg.

The pallet fork type 22-3 MS and 23-3MS has a maximum SWL on respectively 2 and 3 ton, with reduced SWL values on special settings. See backside.

The HEMA pallet forks are all delivered with an adjustable clearance height and spring locks, that are adjustable in width. The possibility of a low clearance height makes it easier to handle pallets close to the crane.

There are 3 lifting points making the pallet forks applicable for e.g. EUR pallets and brick pallets, to find the correct balance point.

The HEMA pallet forks are delivered with hook or standard link.

### Forklift Pockets for Pallet Forks.

The pallet forks can be mounted with forklift pockets that facilitate the handling of the pallet forks when they are to be moved from and on the truck.

The forklift pockets are easily fitted onto both the 2 and 3 ton pallet forks.

The forklift pockets protect against damage on the load shackle and reduces the risk of losing and damaging the pallet forks by forklift handling.

### Lifting Stops for Pallet Fork.

The pallet fork can be mounted with lifting stops for the furthest lifting point.

Easier placement of lifting brackets when handling pallets with the center load point, appropriate for lifting point 2 on the pallet fork.


Is easily mounted without the need for tools

**Specifications on backside**


**Pallet fork  
for insulation  
Type 23-3MS  
TIPG-3 530 Kg.**

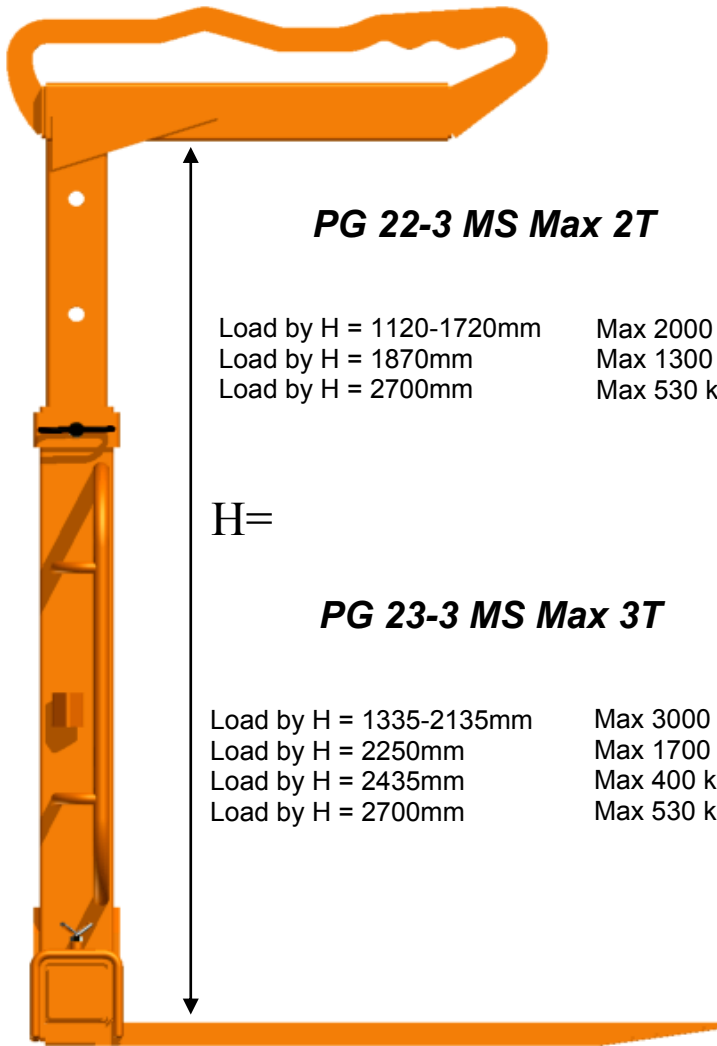


**Special  
Truck pockets for  
easy handling  
with truck**



**Special  
Stops for  
furthest lifting  
point for stone  
paller**





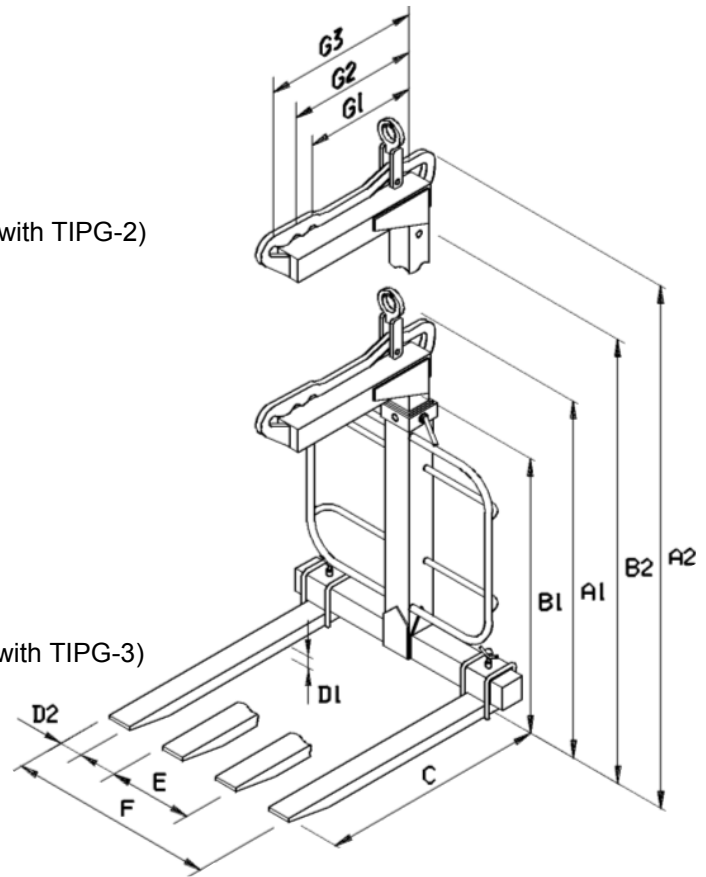
### PG 22-3 MS Max 2T

Load by H = 1120-1720mm      Max 2000 kg  
 Load by H = 1870mm            Max 1300 kg  
 Load by H = 2700mm            Max 530 kg (with TIPG-2)

H=

### PG 23-3 MS Max 3T

Load by H = 1335-2135mm      Max 3000 kg  
 Load by H = 2250mm            Max 1700 kg  
 Load by H = 2435mm            Max 400 kg  
 Load by H = 2700mm            Max 530 kg (with TIPG-3)



#### TIPG models for insulation

Product Nr.	TYPE	fork-length mm ( C )	Max load See above	A1 mm	A2 mm	B1 mm	B2 mm	D 1 mm	D 2 mm	E mm	F mm	G 1 mm	G 2 mm	G 3 mm	Weight kg
3070 7231	22-3 MS TIPG-2 1000 w/ telesc.tube f. insulation	1000	2 Tons 1300 Kg 530 Kg	1530	2120 2270 3100	1120	1720 1870 2700	35	100	380	1000	450	535	650	180
3070 7236	22-3 MS TIPG-2 1200 w/ telesc.tube f. insulation	1200	2 Tons 1300 Kg 530 Kg	1530	2120 2270 3100	1120	1720 2265 2700	35	100	380	1000	450	535	650	190
3070 7251	23-3 MS TIPG-3 1000 w/ telesc. tube f. insulation	1000	3 Tons 1700 Kg 400 Kg 530 Kg	1735	2530 2650 2835 3100	1335	2135 2250 2435 2700	40	100	380	1000	450	535	650	240
3070 7271	23-3 MS TIPG-3 1000 w/ telesc. tube f. insulation	1200	3 Tons 1700 Kg 400 Kg 530 Kg	1735	2535 2650 2835 3100	1335	2135 2250 2435 2700	40	100	380	1000	450	535	650	255

Subject to print errors and changes 2015.04.01